



Wakefield Park Raceway

Round 3 : April 16 - 18



ALPINESTARS SUPERBIKE CHAMPIONSHIP

Timed Practice



Date: 17/04/21
 Event: P19
 Weather: Partly cloudy - Temp: 14.7C
 Track: Dry - Temp: 23.3C

Started at: 10:48:43
 Laps: 35 Min
 Starters: 23
 Printed at: 11:31

CLASSIFICATION


Pos	No	Name	Class	Machine	Fastest Lap	On Lap	Behind Leader	Behind Prev
1	1	Wayne MAXWELL (VIC) / Boost Mobile with K-Tech		Ducati V4R	56.930	8 of 13		
2	17	Troy HERFOSS (QLD) / Penrite Honda Racing		Honda CBR RR	56.991	4 of 13	.061	.061
3	46	Mike JONES (QLD) / DesmoSport Ducati		Ducati V4R	57.113	3 of 14	.183	.122
4	65	Cru HALLIDAY (NSW) / Yamaha Racing Team		Yamaha YZF-R1	57.298	3 of 5	.368	.185
5	14	Glenn ALLERTON (NSW) / Maxima Racing Oils BMW		BMW S RR	57.576	8 of 12	.646	.278
6	67	Bryan STARING (WA) / Kawasaki BCperformance		Kawasaki ZX10RR 1000	57.720	10 of 16	.790	.144
7	12	Matt WALTERS (NSW) / Kawasaki Connection / Kawasaki Aust. / Rover Coaches / Pirelli / AGV / Motul		Kawasaki ZX10RR 1000	57.727	11 of 14	.797	.007
8	32	Oli BAYLISS (QLD) / DesmoSport Ducati	R	Ducati V4R	57.772	8 of 20	.842	.045
9	83	Lachlan EPIS (NSW) / Maxima Racing Oils BMW		BMW S RR	57.821	3 of 14	.891	.049
10	21	Josh WATERS (VIC) / Kawasaki BCperformance		Kawasaki ZX10RR 1000	57.934	8 of 18	1.004	.113
11	61	Arthur SISSIS (SA) / Unitech Racing / Yamaha YRD / Remo Contractors / SA Profiling		Yamaha YZF-R1	58.028	6 of 17	1.098	.094
12	13	Anthony WEST (QLD) / MotoGo Yamaha		Yamaha YZF-R1	58.219	19 of 21	1.289	.191
13	16	Luke JHONSTON (VIC) / MotoGo Yamaha / Bike Vault Castlemaine / Taichi Leathers / AGV Helmets	R	Yamaha YZF-R1	58.759	4 of 19	1.829	.540
14	2	Mark CHIODO (VIC)		Yamaha YZF-R1	58.848	8 of 10	1.918	.089
15	3	Jed METCHER (VIC) / Metcher Motorsport / Siemec / Fusport / Yamaha / YRD / Yamalube		Yamaha YZF-R1	58.933	10 of 21	2.003	.085
16	62	Brendan McINTYRE (NSW) / Western M-cycles / Ric Pobjoy Racing / Motul / RK / Suzuki Aust. / Motoproducts		Suzuki GSXR	59.269	20 of 21	2.339	.336
17	64	Aaron MORRIS (NSW) / Harvest Pools / Longwall Haul / Maxima Racing Oils / YRD / Corish Racing		Yamaha YZF-R1	59.641	9 of 14	2.711	.372
18	333	Yannis SHAW (NSW) / Team Specialist Suzuki		Suzuki GSXR	59.984	12 of 12	3.054	.343
19	11	Philip CZAJ (VIC) / 11M / Peter Stevens M-cycles / Yamaha Aust. / SC Project Oceania / 4SR		Yamaha YZF-R1	1:00.919	3 of 12	3.989	.935
20	78	Nathan SPITERI (VIC) / ProGP Racing / Livson / PTR / Alpinestar / The Grinning Dingo		Suzuki GSXR	1:01.087	5 of 14	4.157	.168
21	37	Michael EDWARDS (QLD) / Northstar Yamaha / Addicted To Track		Yamaha YZF-R1	1:01.200	6 of 16	4.270	.113
22	33	Hamish McMURRAY (NSW) / Six Ways From Sunday / Dunlop		Kawasaki ZX10RR 1000	1:02.132	18 of 18	5.202	.932
23	85	Sash SAVIN (VIC)		Yamaha YZF-R1	1:03.121	3 of 7	6.191	.989


Current qualifying record for SBK class - 57.138 by Cru HALLIDAY (NSW) on a Yamaha YZF-R1M set on 23/03/19

*** TOP 9 RIDERS TO QUALIFYING 2. REMAINDER TO QUALIFYING 1. ***

The results are provisional until the end of the time limit for protests and appeals.


 Chief Timekeeper - Scott Laing


 Race Director - Tom Williams


 Clerk of Course - Paul Hinds





Wakefield Park Raceway

Round 3 : April 16 - 18



ALPINESTARS SUPERBIKE CHAMPIONSHIP

Timed Practice

Date: 17/04/21
 Event: P19
 Weather: Partly cloudy - Temp: 14.7C
 Track: Dry - Temp: 23.3C

Started at: 10:48:43
 Laps: 35 Min
 Starters: 23
 Printed at: 11:31

LAP TIMES

No	Name	Lap 1	Lap 2	Lap 3	Lap 4	Lap 5	Lap 6	Lap 7	Lap 8	Lap 9	Lap 10
1	Wayne MAXWELL (VIC)	1:07.998	57.533	57.207	57.200	56.978	57.213	57.350	56.930	15:29.682	1:07.879
		10 57.659	57.530	1:05.856							
2	Mark CHIDO (VIC)	1:16.220	59.382	59.494	58.877	6:33.562	1:17.818	1:03.841	58.848	7:06.306	1:27.374
3	Jed METCHER (VIC)	1:08.823	7:14.345	1:09.548	59.568	59.106	58.933	59.064	7:55.937	1:08.355	59.015
		10 58.953	59.225	59.564	59.930	1:01.495	59.193	59.074			
11	Philip CZAJ (VIC)	1:13.587	1:02.019	1:00.919	1:01.574	1:01.117	1:02.137	22:19.341	1:13.281	1:03.217	1:02.170
		10 1:02.686	1:03.084								
12	Matt WALTERS (NSW)	1:15.067	58.715	58.150	58.250	6:21.470	1:06.656	57.937	58.094	4:49.139	1:16.702
		10 57.727	1:04.112	5:56.365	1:18.487						
13	Anthony WEST (QLD)	1:11.536	59.622	1:00.972	59.370	1:07.559	58.921	8:56.955	1:18.770	58.495	59.035
		10 4:40.124	1:14.423	1:35.611	1:13.406	58.480	58.807	1:10.546	1:02.234	58.219	1:04.784
		20 1:00.659									
14	Glenn ALLERTON (NSW)	1:09.816	58.085	57.735	1:00.602	57.723	5:05.869	1:06.714	57.576	57.896	1:05.980
		10 57.752	6:39.409								
16	Luke JHONSTON (VIC)	1:09.643	59.617	59.133	58.759	58.952	59.221	1:51.686	1:09.075	59.198	59.153
		10 59.014	7:04.914	1:12.220	59.878	59.138	59.165	59.438	59.516	1:03.039	
17	Troy HERFOSS (QLD)	1:06.151	57.884	58.174	56.991	56.992	12:00.891	1:06.439	57.804	57.280	57.150
		10 57.204	11:27.315	1:15.454							
21	Josh WATERS (VIC)	1:22.351	58.522	58.351	1:07.040	58.219	1:04.125	1:01.067	57.934	5:51.625	1:16.992
		10 1:02.025	1:07.785	57.959	1:00.184	58.052	1:07.301	1:02.602	58.491		
32	Oli BAYLISS (QLD)	1:07.306	58.582	58.670	57.889	7:44.108	1:13.008	58.109	57.772	58.776	57.841
		10 1:46.881	1:14.460	59.689	58.063	57.922	6:15.052	1:19.574	59.147	1:00.420	58.462
33	Hamish McMURRAY (NSW)	1:15.421	1:05.476	1:03.881	1:04.899	1:03.442	1:03.541	1:02.827	5:25.549	1:11.556	1:03.628
		10 1:02.766	1:03.037	1:02.512	1:03.031	1:02.824	1:02.395	1:02.232	1:02.132		
37	Michael EDWARDS (QLD)	1:20.413	1:02.370	1:01.350	1:01.468	1:01.316	1:01.200	9:53.620	1:13.131	1:01.602	1:01.347
		10 1:01.890	1:01.717	1:01.876	1:01.989	1:02.060	1:01.442				
46	Mike JONES (QLD)	1:12.539	57.561	57.113	57.491	57.291	10:18.610	1:10.230	58.063	58.488	57.465
		10 57.285	57.572	4:13.845	1:24.581						
61	Arthur SISIS (SA)	1:08.278	59.433	58.319	58.610	58.049	58.028	18:32.076	1:11.542	1:08.746	58.674
		10 58.209	1:11.351	1:00.122	58.375	1:00.396	58.322	1:08.809			
62	Brendan McIntYRE (NSW)	1:20.377	1:03.216	1:01.558	1:01.400	1:00.819	1:01.255	1:00.735	1:00.691	1:00.393	59.969
		10 12:17.542	1:13.198	1:01.075	1:00.473	1:00.270	1:50.600	1:11.077	1:00.491	59.354	59.269
		20 59.992									
64	Aaron MORRIS (NSW)	1:11.304	1:01.314	59.791	1:00.556	59.783	59.740	10:29.491	1:08.002	59.641	59.726
		10 11:38.168	1:15.659	59.726	1:00.131						
65	Cru HALLIDAY (NSW)	1:21.686	58.247	57.298	19:08.159	1:30.112					
67	Bryan STARING (WA)	1:08.893	59.039	58.108	58.666	58.016	57.932	5:35.776	1:09.294	58.254	57.720

Scott Laing
 Chief Timekeeper - Scott Laing

Tom Williams
 Race Director - Tom Williams

Paul Hinds
 Clerk of Course - Paul Hinds





Wakefield Park Raceway

Round 3 : April 16 - 18



ALPINESTARS SUPERBIKE CHAMPIONSHIP



Date: 17/04/21
 Event: P19
 Weather: Partly cloudy - Temp: 14.7C
 Track: Dry - Temp: 23.3C

Timed Practice

Started at: 10:48:43
 Laps: 35 Min
 Starters: 23
 Printed at: 11:31

LAP TIMES

No	Name	Lap 1	Lap 2	Lap 3	Lap 4	Lap 5	Lap 6	Lap 7	Lap 8	Lap 9	Lap 10
10		7:37.230	1:07.624	58.128	58.074	58.278	57.916				
78	Nathan SPITERI (VIC)	1:10.881	1:02.083	1:02.973	1:01.975	<u>1:01.087</u>	17:18.267	1:14.382	1:02.310	1:02.336	4:14.812
10		1:16.713	1:02.270	1:01.582	1:02.798						
83	Lachlan EPIS (NSW)	1:09.442	58.177	<u>57.821</u>	6:38.921	1:08.947	1:07.869	58.071	1:44.388	1:17.504	58.037
10		58.173	1:38.564	1:12.263	58.442						
85	Sash SAVIN (VIC)	1:20.749	1:03.185	<u>1:03.121</u>	1:03.670	17:10.370	1:11.790	10:33.961			
333	Yannis SHAW (NSW)	1:19.114	1:01.556	1:00.122	1:00.882	1:02.146	1:02.334	1:00.010	18:00.756	1:13.957	1:00.100
10		1:00.250	<u>59.984</u>								

*** TOP 9 RIDERS TO QUALIFYING 2. REMAINDER TO QUALIFYING 1. ***

The results are provisional until the end of the time limit for protests and appeals.

Scott Lang
 Chief Timekeeper - Scott Lang

Tom Williams
 Race Director - Tom Williams

Paul Hinds
 Clerk of Course - Paul Hinds



www.computime.com.au
 COMPUTIME RACE TIMING SYSTEMS PTY LTD





Wakefield Park Raceway

Round 3 : April 16 - 18



ALPINESTARS SUPERBIKE CHAMPIONSHIP



Date: 17/04/21
 Event: P19
 Weather: Partly cloudy - Temp: 14.7C
 Track: Dry - Temp: 23.3C

Timed Practice

Started at: 10:48:43
 Laps: 35 Min
 Starters: 23
 Printed at: 11:31

SPLIT TIMES

Lap	Split 1	Split 2	Split 3	Lap Time	Lap	Split 1	Split 2	Split 3	Lap Time
1 Wayne MAXWELL (VIC) (1st)					14	15.898	22.870	20.247	59.015
1	24.515	23.067	20.416	1:07.998 P	15	15.819	22.847	20.287	58.953
2	15.642	22.190	19.701	57.533	16	15.849	22.823	20.553	59.225
3	15.435	22.066	19.706	57.207	17	15.895	23.022	20.647	59.564
4	15.444	22.085	19.671	57.200	18	15.957	22.856	21.117	59.930
5	15.311	22.002	19.665	56.978	19	16.652	24.131	20.712	1:01.495
6	15.415	22.032	19.766	57.213	20	15.811	22.918	20.464	59.193
7	15.379	22.049	19.922	57.350	21	15.883	22.925	20.266	59.074
8	15.401	21.907	19.622	56.930	11 Philip CZAJ (VIC) (19th)				
9	16.058	22.446	14:51.178	15:29.682	1	27.715	24.513	21.359	1:13.587 P
10	25.063	22.756	20.060	1:07.879 P	2	16.822	24.155	21.042	1:02.019
11	15.564	22.349	19.746	57.659	3	16.566	23.595	20.758	1:00.919
12	15.453	22.205	19.872	57.530	4	16.772	23.821	20.981	1:01.574
13	17.537	28.355	19.964	1:05.856	5	16.547	23.578	20.992	1:01.117
2 Mark CHIDO (VIC) (14th)					6	16.465	24.131	21.541	1:02.137
1	30.456	24.822	20.942	1:16.220 P	7	16.487	24.016	21:38.838	22:19.341
2	15.954	22.549	20.879	59.382	8	26.415	25.172	21.694	1:13.281 P
3	16.105	22.677	20.712	59.494	9	17.748	24.155	21.314	1:03.217
4	15.930	22.619	20.328	58.877	10	16.907	23.865	21.398	1:02.170
5	17.688	25.261	5:50.613	6:33.562	11	16.876	24.390	21.420	1:02.686
6	32.888	24.040	20.890	1:17.818 P	12	17.138	24.579	21.367	1:03.084
7	17.496	25.446	20.899	1:03.841	12 Matt WALTERS (NSW) (7th)				
8	15.954	22.648	20.246	58.848	1	30.623	23.751	20.693	1:15.067 P
9	17.980	25.817	6:22.509	7:06.306	2	15.803	22.715	20.197	58.715
10	39.643	25.507	22.224	1:27.374 P	3	15.688	22.377	20.085	58.150
3 Jed METCHER (VIC) (15th)					4	15.576	22.457	20.217	58.250
1	24.067	24.100	20.656	1:08.823 P	5	16.007	24.805	5:40.658	6:21.470
2	16.092	22.958	20.683	59.733	6	23.861	22.541	20.254	1:06.656 P
3	16.059	23.109	20.268	59.436	7	15.572	22.229	20.136	57.937
4	15.824	22.883	20.560	59.267	8	15.572	22.343	20.179	58.094
5	15.837	22.753	20.360	58.950	9	15.706	24.664	4:08.769	4:49.139
6	16.375	23.137	6:34.833	7:14.345	10	32.208	23.871	20.623	1:16.702 P
7	25.417	23.429	20.702	1:09.548 P	11	15.485	22.261	19.981	57.727
8	15.914	23.058	20.596	59.568	12	15.408	22.393	26.311	1:04.112
9	15.885	22.834	20.387	59.106	13	19.380	25.629	5:11.356	5:56.365
10	15.830	22.789	20.314	58.933	14	26.498	27.828	24.161	1:18.487 P
11	15.909	22.706	20.449	59.064	13 Anthony WEST (QLD) (12th)				
12	16.144	23.475	7:16.318	7:55.937	1	25.977	24.736	20.823	1:11.536 P
13	24.365	23.512	20.478	1:08.355 P					

Scott Laing
 Chief Timekeeper - Scott Laing

Tom Williams
 Race Director - Tom Williams

Paul Hinds
 Clerk of Course - Paul Hinds





Wakefield Park Raceway

Round 3 : April 16 - 18



ALPINESTARS SUPERBIKE CHAMPIONSHIP



Date: 17/04/21
 Event: P19
 Weather: Partly cloudy - Temp: 14.7C
 Track: Dry - Temp: 23.3C

Timed Practice

Started at: 10:48:43
 Laps: 35 Min
 Starters: 23
 Printed at: 11:31

SPLIT TIMES

Lap	Split 1	Split 2	Split 3	Lap Time	Lap	Split 1	Split 2	Split 3	Lap Time
2	16.120	22.926	20.576	59.622	6	15.777	22.995	20.449	59.221
3	16.918	23.444	20.610	1:00.972	7	16.203	23.261	1:12.222	1:51.686
4	16.011	22.714	20.645	59.370	8	24.681	24.001	20.393	1:09.075 P
5	17.375	26.469	23.715	1:07.559	9	15.782	22.830	20.586	59.198
6	16.066	22.597	20.258	58.921	10	15.889	22.886	20.378	59.153
7	15.960	23.006	8:17.989	8:56.955	11	15.751	22.813	20.450	59.014
8	27.845	25.539	25.386	1:18.770 P	12	15.815	23.241	6:25.858	7:04.914
9	15.747	22.399	20.349	58.495	13	28.361	23.295	20.564	1:12.220 P
10	15.932	22.561	20.542	59.035	14	15.880	23.406	20.592	59.878
11	18.208	24.387	3:57.529	4:40.124	15	15.865	22.834	20.439	59.138
12	23.810	23.801	26.812	1:14.423 P	16	15.778	22.841	20.546	59.165
13	20.077	24.062	51.472	1:35.611	17	15.936	22.942	20.560	59.438
14	27.458	23.767	22.181	1:13.406 P	18	15.961	23.030	20.525	59.516
15	15.872	22.261	20.347	58.480	19	18.045	24.143	20.851	1:03.039
16	15.984	22.453	20.370	58.807					
17	17.435	25.456	27.655	1:10.546	17 Troy HERFOSS (QLD) (2nd)				
18	16.115	23.706	22.413	1:02.234	1	23.079	22.867	20.205	1:06.151 P
19	15.727	22.256	20.236	58.219	2	15.683	22.314	19.887	57.884
20	16.310	24.916	23.558	1:04.784	3	15.440	22.971	19.763	58.174
21	16.574	23.394	20.691	1:00.659	4	15.407	21.901	19.683	56.991
					5	15.264	21.866	19.862	56.992
14 Glenn ALLERTON (NSW) (5th)					6	16.512	23.837	11:20.542	12:00.891
1	25.698	23.757	20.361	1:09.816 P	7	23.698	22.753	19.988	1:06.439 P
2	15.533	22.525	20.027	58.085	8	15.604	22.298	19.902	57.804
3	15.440	22.156	20.139	57.735	9	15.363	22.109	19.808	57.280
4	15.507	24.067	21.028	1:00.602	10	15.386	21.972	19.792	57.150
5	15.490	22.198	20.035	57.723	11	15.419	22.002	19.783	57.204
6	19.059	24.692	4:22.118	5:05.869	12	17.125	25.093	10:45.097	11:27.315
7	23.443	23.250	20.021	1:06.714 P	13	25.993	26.350	23.111	1:15.454 P
8	15.406	22.255	19.915	57.576					
9	15.392	22.356	20.148	57.896	21 Josh WATERS (VIC) (10th)				
10	15.630	27.898	22.452	1:05.980	1	33.426	28.383	20.542	1:22.351 P
11	15.448	22.300	20.004	57.752	2	15.813	22.623	20.086	58.522
12	17.148	25.061	5:57.200	6:39.409	3	15.696	22.584	20.071	58.351
					4	18.129	27.378	21.533	1:07.040
16 Luke JHONSTON (VIC) (13th)					5	15.523	22.549	20.147	58.219
1	24.862	23.923	20.858	1:09.643 P	6	17.127	26.708	20.290	1:04.125
2	16.100	23.122	20.395	59.617	7	15.679	24.985	20.403	1:01.067
3	15.841	22.854	20.438	59.133	8	15.569	22.415	19.950	57.934
4	15.701	22.695	20.363	58.759	9	18.125	25.866	5:07.634	5:51.625
5	15.786	22.777	20.389	58.952	10	32.053	24.779	20.160	1:16.992 P

Scott Laing
 Chief Timekeeper - Scott Laing

Tom Williams
 Race Director - Tom Williams

Paul Hinds
 Clerk of Course - Paul Hinds





Wakefield Park Raceway

Round 3 : April 16 - 18



ALPINESTARS SUPERBIKE CHAMPIONSHIP



Date: 17/04/21
 Event: P19
 Weather: Partly cloudy - Temp: 14.7C
 Track: Dry - Temp: 23.3C

Timed Practice

Started at: 10:48:43
 Laps: 35 Min
 Starters: 23
 Printed at: 11:31

SPLIT TIMES

Lap	Split 1	Split 2	Split 3	Lap Time	Lap	Split 1	Split 2	Split 3	Lap Time
11	15.576	22.606	23.843	1:02.025	10	17.097	24.773	21.758	1:03.628
12	18.036	28.998	20.751	1:07.785	11	16.677	24.563	21.526	1:02.766
13	15.418	22.477	20.064	57.959	12	16.767	24.554	21.716	1:03.037
14	16.567	23.042	20.575	1:00.184	13	16.719	24.222	21.571	1:02.512
15	15.455	22.432	20.165	58.052	14	16.860	24.306	21.865	1:03.031
16	21.466	25.530	20.305	1:07.301	15	16.932	24.144	21.748	1:02.824
17	18.736	23.778	20.088	1:02.602	16	16.696	24.078	21.621	1:02.395
18	15.510	22.735	20.246	58.491	17	16.586	24.226	21.420	1:02.232
					18	16.503	24.122	21.507	1:02.132

32 Oli BAYLISS (QLD) (8th)

1	23.743	23.232	20.331	1:07.306 P
2	15.987	22.718	19.877	58.582
3	16.086	22.616	19.968	58.670
4	15.445	22.413	20.031	57.889
5	15.363	22.422	7:06.323	7:44.108
6	29.241	23.387	20.380	1:13.008 P
7	15.514	22.630	19.965	58.109
8	15.420	22.333	20.019	57.772
9	15.438	23.294	20.044	58.776
10	15.584	22.323	19.934	57.841
11	16.027	23.216	1:07.638	1:46.881
12	30.969	23.343	20.148	1:14.460 P
13	16.183	23.438	20.068	59.689
14	15.639	22.436	19.988	58.063
15	15.503	22.464	19.955	57.922
16	15.985	23.286	5:35.781	6:15.052
17	31.532	25.803	22.239	1:19.574 P
18	16.226	22.883	20.038	59.147
19	17.643	22.758	20.019	1:00.420
20	15.696	22.668	20.098	58.462

37 Michael EDWARDS (QLD) (21th)

1	31.042	26.903	22.468	1:20.413 P
2	16.897	24.304	21.169	1:02.370
3	16.417	23.778	21.155	1:01.350
4	16.591	23.794	21.083	1:01.468
5	16.341	23.952	21.023	1:01.316
6	16.446	23.591	21.163	1:01.200
7	16.502	23.705	9:13.413	9:53.620
8	27.642	24.527	20.962	1:13.131 P
9	16.332	24.047	21.223	1:01.602
10	16.401	23.980	20.966	1:01.347
11	16.407	23.857	21.626	1:01.890
12	16.547	23.857	21.313	1:01.717
13	16.470	24.128	21.278	1:01.876
14	16.650	24.228	21.111	1:01.989
15	16.495	24.312	21.253	1:02.060
16	16.479	23.727	21.236	1:01.442

46 Mike JONES (QLD) (3rd)

1	26.625	25.720	20.194	1:12.539 P
2	15.496	22.392	19.673	57.561
3	15.344	22.245	19.524	57.113
4	15.428	22.235	19.828	57.491
5	15.446	22.172	19.673	57.291
6	16.682	24.427	9:37.501	10:18.610
7	26.827	23.406	19.997	1:10.230 P
8	15.621	22.674	19.768	58.063
9	15.699	22.899	19.890	58.488
10	15.531	22.246	19.688	57.465
11	15.409	22.142	19.734	57.285
12	15.533	22.226	19.813	57.572

33 Hamish McMURRAY (NSW) (22th)

1	25.873	27.035	22.513	1:15.421 P
2	17.636	25.900	21.940	1:05.476
3	16.988	24.779	22.114	1:03.881
4	17.307	25.064	22.528	1:04.899
5	16.898	24.760	21.784	1:03.442
6	17.112	24.678	21.751	1:03.541
7	16.651	24.581	21.595	1:02.827
8	16.833	24.745	4:43.971	5:25.549
9	24.409	25.245	21.902	1:11.556 P

Scott Laing
 Chief Timekeeper - Scott Laing

Tom Williams
 Race Director - Tom Williams

Paul Hinds
 Clerk of Course - Paul Hinds





Wakefield Park Raceway

Round 3 : April 16 - 18



ALPINESTARS SUPERBIKE CHAMPIONSHIP



Date: 17/04/21
 Event: P19
 Weather: Partly cloudy - Temp: 14.7C
 Track: Dry - Temp: 23.3C

Timed Practice

Started at: 10:48:43
 Laps: 35 Min
 Starters: 23
 Printed at: 11:31

SPLIT TIMES

Lap	Split 1	Split 2	Split 3	Lap Time	Lap	Split 1	Split 2	Split 3	Lap Time
13	16.858	24.280	3:32.707	4:13.845	19	16.024	22.841	20.489	59.354
14	31.333	28.782	24.466	1:24.581 P	20	16.059	22.694	20.516	59.269
					21	15.994	23.179	20.819	59.992
61 Arthur SISSIS (SA) (11th)					64 Aaron MORRIS (NSW) (17th)				
1	23.862	24.101	20.315	1:08.278 P	1	25.278	24.895	21.131	1:11.304 P
2	15.872	23.273	20.288	59.433	2	16.634	24.058	20.622	1:01.314
3	15.672	22.541	20.106	58.319	3	16.229	23.136	20.426	59.791
4	15.779	22.478	20.353	58.610	4	16.325	23.576	20.655	1:00.556
5	15.636	22.366	20.047	58.049	5	16.172	23.048	20.563	59.783
6	15.692	22.300	20.036	58.028	6	16.213	22.913	20.614	59.740
7	15.882	23.758	17:52.436	18:32.076	7	17.065	23.652	9:48.774	10:29.491
8	25.589	24.627	21.326	1:11.542 P	8	23.999	23.376	20.627	1:08.002 P
9	21.130	27.011	20.605	1:08.746	9	16.077	23.093	20.471	59.641
10	15.854	22.654	20.166	58.674	10	16.009	23.124	20.593	59.726
11	15.717	22.396	20.096	58.209	11	16.048	23.326	10:58.794	11:38.168
12	19.884	28.546	22.921	1:11.351	12	30.709	24.194	20.756	1:15.659 P
13	16.301	23.628	20.193	1:00.122	13	16.136	23.127	20.463	59.726
14	15.669	22.446	20.260	58.375	14	16.158	23.165	20.808	1:00.131
15	16.056	23.364	20.976	1:00.396	65 Cru HALLIDAY (NSW) (4th)				
16	15.657	22.551	20.114	58.322	1	36.451	24.607	20.628	1:21.686 P
17	15.837	29.045	23.927	1:08.809	2	15.748	22.426	20.073	58.247
62 Brendan McINTYRE (NSW) (16th)					3	15.410	22.030	19.858	57.298
1	32.389	26.029	21.959	1:20.377 P	4	17.957	28.210	18:21.992	19:08.159
2	16.798	25.127	21.291	1:03.216	5	32.208	32.817	25.087	1:30.112 P
3	16.713	23.870	20.975	1:01.558	67 Bryan STARING (WA) (6th)				
4	16.587	23.835	20.978	1:01.400	1	24.424	23.741	20.728	1:08.893 P
5	16.378	23.596	20.845	1:00.819	2	16.084	22.818	20.137	59.039
6	16.729	23.538	20.988	1:01.255	3	15.675	22.359	20.074	58.108
7	16.500	23.416	20.819	1:00.735	4	15.740	22.662	20.264	58.666
8	16.360	23.510	20.821	1:00.691	5	15.612	22.366	20.038	58.016
9	16.396	23.211	20.786	1:00.393	6	15.555	22.340	20.037	57.932
10	16.116	23.189	20.664	59.969	7	19.880	26.522	4:49.374	5:35.776
11	16.394	27.174	11:33.974	12:17.542	8	25.240	23.714	20.340	1:09.294 P
12	27.759	24.309	21.130	1:13.198 P	9	15.721	22.477	20.056	58.254
13	16.575	23.576	20.924	1:01.075	10	15.522	22.303	19.895	57.720
14	16.470	23.363	20.640	1:00.473	11	15.519	23.576	6:58.135	7:37.230
15	16.149	23.257	20.864	1:00.270	12	24.617	22.799	20.208	1:07.624 P
16	16.501	25.050	1:09.049	1:50.600	13	15.605	22.445	20.078	58.128
17	25.796	23.915	21.366	1:11.077 P					
18	16.750	23.191	20.550	1:00.491					

Scott Laing
 Chief Timekeeper - Scott Laing

Tom Williams
 Race Director - Tom Williams

Paul Hinds
 Clerk of Course - Paul Hinds





Wakefield Park Raceway

Round 3 : April 16 - 18



ALPINESTARS SUPERBIKE CHAMPIONSHIP

Timed Practice

Date: 17/04/21
 Event: P19
 Weather: Partly cloudy - Temp: 14.7C
 Track: Dry - Temp: 23.3C

Started at: 10:48:43
 Laps: 35 Min
 Starters: 23
 Printed at: 11:31


SPLIT TIMES


Lap	Split 1	Split 2	Split 3	Lap Time	Lap	Split 1	Split 2	Split 3	Lap Time
14	15.521	22.448	20.105	58.074	10	15.520	22.372	20.145	58.037
15	15.539	22.594	20.145	58.278	11	15.365	22.479	20.329	58.173
16	15.598	22.270	20.048	57.916	12	18.228	27.756	52.580	1:38.564
78 Nathan SPITERI (VIC) (20th)					13	27.023	24.170	21.070	1:12.263 P
1	25.088	24.544	21.249	1:10.881 P	14	15.479	22.394	20.569	58.442
2	16.962	24.023	21.098	1:02.083	85 Sash SAVIN (VIC) (23th)				
3	17.250	24.376	21.347	1:02.973	1	32.633	26.506	21.610	1:20.749 P
4	16.847	23.819	21.309	1:01.975	2	17.318	24.702	21.165	1:03.185
5	16.628	23.410	21.049	1:01.087	3	16.766	25.137	21.218	1:03.121
6	16.751	23.849	16:37.667	17:18.267	4	16.876	24.086	22.708	1:03.670
7	28.730	24.383	21.269	1:14.382 P	5	50.045	27.477	15:52.848	17:10.370
8	17.074	23.900	21.336	1:02.310	6	25.889	24.462	21.439	1:11.790 P
9	16.982	24.210	21.144	1:02.336	7		56.226	9:37.735	10:33.961
10	16.918	24.260	3:33.634	4:14.812	333 Yannis SHAW (NSW) (18th)				
11	30.897	24.540	21.276	1:16.713 P	1	27.276	29.750	22.088	1:19.114 P
12	17.133	23.798	21.339	1:02.270	2	16.779	23.804	20.973	1:01.556
13	16.806	23.500	21.276	1:01.582	3	16.184	23.263	20.675	1:00.122
14	16.850	24.454	21.494	1:02.798	4	16.179	23.597	21.106	1:00.882
83 Lachlan EPIS (NSW) (9th)					5	16.496	24.017	21.633	1:02.146
1	25.288	23.699	20.455	1:09.442 P	6	17.054	24.124	21.156	1:02.334
2	15.627	22.470	20.080	58.177	7	16.094	23.060	20.856	1:00.010
3	15.502	22.197	20.122	57.821	8	16.776	25.834	17:18.146	18:00.756
4	15.553	22.878	6:00.490	6:38.921	9	28.926	24.000	21.031	1:13.957 P
5	25.247	23.218	20.482	1:08.947 P	10	16.107	23.198	20.795	1:00.100
6	16.800	27.932	23.137	1:07.869	11	16.309	23.117	20.824	1:00.250
7	15.524	22.463	20.084	58.071	12	16.121	23.178	20.685	59.984
8	15.346	22.295	1:06.747	1:44.388					
9	28.307	26.651	22.546	1:17.504 P					

*** TOP 9 RIDERS TO QUALIFYING 2. REMAINDER TO QUALIFYING 1. ***

The results are provisional until the end of the time limit for protests and appeals.


 Chief Timekeeper - Scott Lang


 Race Director - Tom Williams


 Clerk of Course - Paul Hinds





Wakefield Park Raceway

Round 3 : April 16 - 18



ALPINESTARS SUPERBIKE CHAMPIONSHIP

Timed Practice



Date: 17/04/21
 Event: P19
 Weather: Partly cloudy - Temp: 14.7C
 Track: Dry - Temp: 23.3C

Started at: 10:48:43
 Laps: 35 Min
 Starters: 23
 Printed at: 11:31

FASTEST LAPS SEQUENCE

Race Time	No	Name	Machine	Fastest Lap	On Lap
1:18.714	16	Luke JHONSTON (VIC)	Yamaha YZF-R1	1:09.643	1
1:22.158	32	Oli BAYLISS (QLD)	Ducati V4R	1:07.306	1
1:31.389	17	Troy HERFOSS (QLD)	Honda CBR RR	1:06.151	1
2:18.331	16	Luke JHONSTON (VIC)	Yamaha YZF-R1	59.617	2
2:20.740	32	Oli BAYLISS (QLD)	Ducati V4R	58.582	2
2:29.273	17	Troy HERFOSS (QLD)	Honda CBR RR	57.884	2
4:24.438	17	Troy HERFOSS (QLD)	Honda CBR RR	56.991	4
12:33.718	1	Wayne MAXWELL (VIC)	Ducati V4R	56.978	5
15:25.211	1	Wayne MAXWELL (VIC)	Ducati V4R	56.930	8

*** TOP 9 RIDERS TO QUALIFYING 2. REMAINDER TO QUALIFYING 1. ***

The results are provisional until the end of the time limit for protests and appeals.

Chief Timekeeper - Scott Lang

Race Director - Tom Williams

Clerk of Course - Paul Hinds



www.computime.com.au
 COMPUTIME RACE TIMING SYSTEMS PTY LTD





Wakefield Park Raceway

Round 3 : April 16 - 18



ALPINESTARS SUPERBIKE CHAMPIONSHIP



Date: 17/04/21
 Event: P19
 Weather: Partly cloudy - Temp: 14.7C
 Track: Dry - Temp: 23.3C

Timed Practice

Started at: 10:48:43
 Laps: 35 Min
 Starters: 23
 Printed at: 11:31

BEST PARTIAL TIMES


Pos	Split 1		Split 2		Split 3		LAP		Ideal	Fastest
	Name	Time	Name	Time	Name	Time	Name	Time		
1	T. HERFOSS	15.264	T. HERFOSS	21.866	M. JONES	19.524	T. HERFOSS	56.813	56.991	
2	W. MAXWELL	15.311	W. MAXWELL	21.907	W. MAXWELL	19.622	W. MAXWELL	56.840	56.930	
3	M. JONES	15.344	C. HALLIDAY	22.030	T. HERFOSS	19.683	M. JONES	57.010	57.113	
4	L. EPIS	15.346	M. JONES	22.142	C. HALLIDAY	19.858	C. HALLIDAY	57.298	57.298	
5	O. BAYLISS	15.363	G. ALLERTON	22.156	O. BAYLISS	19.877	G. ALLERTON	57.463	57.576	
6	G. ALLERTON	15.392	L. EPIS	22.197	B. STARING	19.895	O. BAYLISS	57.563	57.772	
7	M. WALTERS	15.408	M. WALTERS	22.229	G. ALLERTON	19.915	M. WALTERS	57.618	57.727	
8	C. HALLIDAY	15.410	A. WEST	22.256	J. WATERS	19.950	L. EPIS	57.623	57.821	
9	J. WATERS	15.418	B. STARING	22.270	M. WALTERS	19.981	B. STARING	57.684	57.720	
10	B. STARING	15.519	A. SISSIS	22.300	A. SISSIS	20.036	J. WATERS	57.783	57.934	
11	A. SISSIS	15.636	O. BAYLISS	22.323	L. EPIS	20.080	A. SISSIS	57.972	58.028	
12	L. JHONSTON	15.701	J. WATERS	22.415	A. WEST	20.236	A. WEST	58.219	58.219	
13	A. WEST	15.727	M. CHiodo	22.549	M. CHiodo	20.246	M. CHiodo	58.725	58.848	
14	J. METCHER	15.811	B. McINTYRE	22.694	J. METCHER	20.247	L. JHONSTON	58.759	58.759	
15	M. CHiodo	15.930	L. JHONSTON	22.695	L. JHONSTON	20.363	J. METCHER	58.764	58.933	
16	B. McINTYRE	15.994	J. METCHER	22.706	A. MORRIS	20.426	B. McINTYRE	59.177	59.269	
17	A. MORRIS	16.009	A. MORRIS	22.913	B. McINTYRE	20.489	A. MORRIS	59.348	59.641	
18	Y. SHAW	16.094	Y. SHAW	23.060	Y. SHAW	20.675	Y. SHAW	59.829	59.984	
19	M. EDWARDS	16.303	N. SPITERI	23.410	P. CZAJ	20.758	P. CZAJ	1:00.801	1:00.919	
20	P. CZAJ	16.465	P. CZAJ	23.578	M. EDWARDS	20.962	M. EDWARDS	1:00.856	1:01.200	
21	H. McMURRAY	16.503	M. EDWARDS	23.591	N. SPITERI	21.049	N. SPITERI	1:01.087	1:01.087	
22	N. SPITERI	16.628	H. McMURRAY	24.078	S. SAVIN	21.165	H. McMURRA	1:02.001	1:02.132	
23	S. SAVIN	16.766	S. SAVIN	24.086	H. McMURRAY	21.420	S. SAVIN	1:02.017	1:03.121	

*** TOP 9 RIDERS TO QUALIFYING 2. REMAINDER TO QUALIFYING 1. ***

The results are provisional until the end of the time limit for protests and appeals.


 Chief Timekeeper - Scott Lang


 Race Director - Tom Williams


 Clerk of Course - Paul Hinds





Wakefield Park Raceway

Round 3 : April 16 - 18



ALPINESTARS SUPERBIKE CHAMPIONSHIP



ASBK.COM.AU

Date: 17/04/21
Event: P19
Weather: Partly cloudy - Temp: 14.7C
Track: Dry - Temp: 23.3C

Timed Practice

Started at: 10:48:43
Laps: 35 Min
Starters: 23
Printed at: 11:31

RACE INFORMATION

Time	Description
10:48:43	Event Start
11:00:52	TRACK TEMPS: Finish - 23.3C / Int 1 - 24.3C / Int 2 - 20.7C
11:04:15	Race Direction: Jed Metcher - Times from first run deleted due to technical infringement
11:17:34	TRACK TEMPS: Finish - 24.9C / Int 1 - 24.3C / Int 2 - 20.8C
11:22:56	*** TOP 9 PROGRESS STRAIGHT TO QUALIFYING 2 / OTHERS TO QUALIFYING 1 ***
11:23:45	Chequered Flag
11:26:29	Event Finish

*** TOP 9 RIDERS TO QUALIFYING 2. REMAINDER TO QUALIFYING 1. ***

The results are provisional until the end of the time limit for protests and appeals.

Chief Timekeeper - Scott Lang

Race Director - Tom Williams

Clerk of Course - Paul Hinds



www.computime.com.au
COMPUTIME RACE TIMING SYSTEMS PTY LTD

